




- (GB)** Dry sanding dust extraction kit for double preparation areas consisting of a BP articulated arm and a GINGO extracting unit capable of handling a maximum of 2 tools simultaneously. The kit includes the cables for connecting the arm to the turbine.
- (I)** Kit di aspirazione polveri di carteggiatura per doppia zona di preparazione composto da braccio articolato BP e unità aspirante modello GINGO per max 2 utensili in contemporanea. Il kit comprende i cavi di collegamento tra braccio e turbina.
- (F)** Kit d'aspiration de poussières de ponçage pour double zone de préparation, constitué d'un bras articulé BP et d'une unité d'aspiration GINGO pour maximum 2 outils en simultané. Le kit comprend les câbles de raccordement entre bras et turbine.
- (D)** Absaugkit für Schleifstäube für doppelten Vorbereitungsbereich, bestehend aus BP Gelenkarm und Absaugereinheit Modell GINGO für max. 2 Werkzeuge gleichzeitig. Das Kit umfasst die Verbindungskabel zwischen Arm und Turbine.
- (ES)** Kit de aspiración de polvos de lijado para zona de preparación doble compuesto por brazo articulado BP y unidad aspirante GINGO para 2 herramientas. El kit incluye los cables de conexión entre la brazo y la turbina.

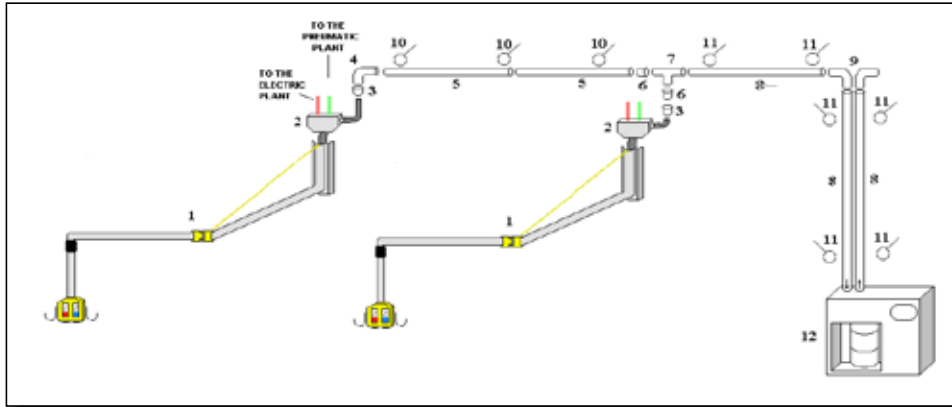


Dettagli tecnici - Technical details - Données techniques - Technische Daten - Datos Técnicos



Model		
GIN-200ST/BP5-220	GINGO-200/ST	BP-5000-C/220
GIN-200ST/BP6-220	GINGO-200/ST	BP-6000-C/220
GIN-200ST/BP7-220	GINGO-200/ST	BP-7000-C/220
GIN-200/BP5-220	GINGO-200	BP-5000-C/220
GIN-200/BP6-220	GINGO-200	BP-6000-C/220
GIN-200/BP7-220	GINGO-200	BP-7000-C/220
GIN-200/3/BP5-220	GINGO-200/3	BP-5000-C/220
GIN-200/3/BP6-220	GINGO-200/3	BP-6000-C/220
GIN-200/3/BP7-220	GINGO-200/3	BP-7000-C/220
GIN-200/BP5-380	GINGO-200	BP-5000-C/380
GIN-200/BP6-380	GINGO-200	BP-6000-C/380
GIN-200/BP7-380	GINGO-200	BP-7000-C/380

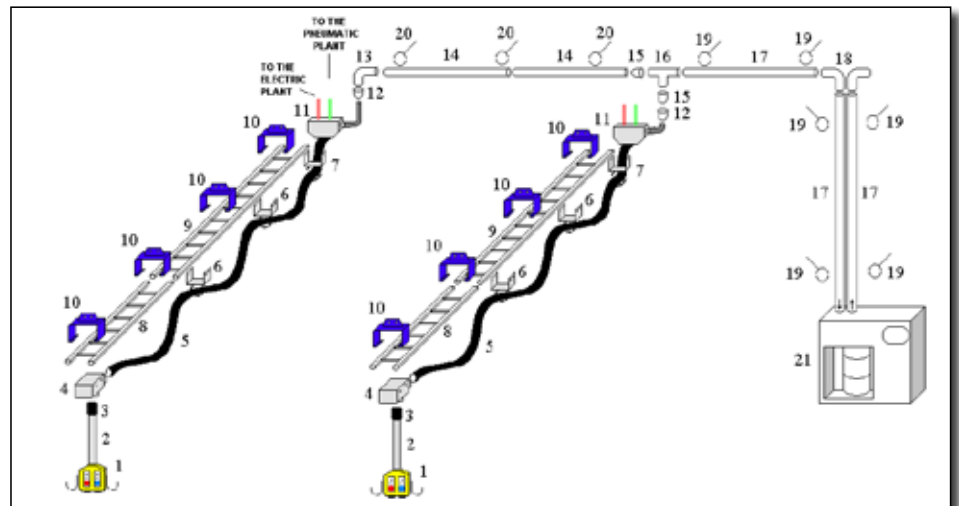
KIT 2 BP + ASPIRCAR



LEGENDA			
1	BP-5000-C/380	7	CA-TE80FMM
2	TSC-CARTER-S	8	CA-TUB080/3A
3	CA-CO-CVL	9	CA-C80/90°MF
4	CA-C60/90°MF	10	CA-CL-80
5	CA-TUB060/3A	11	CA-CL-80
6	CA-C080/60	12	ASPIRCAR-400
*	CA-MAN60FF	**	CA-MAN80FF

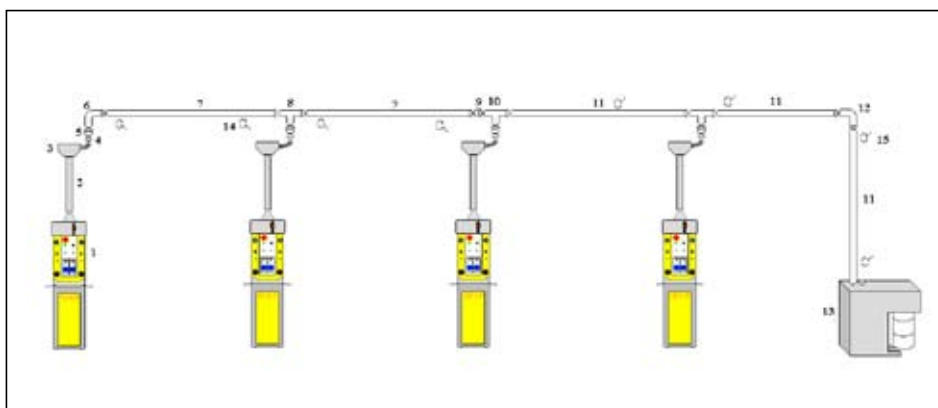
KIT TSC + BN + ASPIRCAR

LEGENDA			
1	TSC-201BHA	12	CA-CO-CVL
2	TSC-TUBO A.1.5	13	CA-C60/90°MF
3	TSC-GIUNTO	14	CA-TUBO 60/3A
4	TSC-SERV.CSCZ	15	CA-CO 80/60
5	CVL***	16	CA-TE80FMM
6	TSC-SERV.CSZF	17	CA-TUBO 80/3A
7	TSC-SERV-MTL	18	CA-C80/90°MF
8	BN-1-2000	19	CA-CL-80
9	BN-1-4000	20	CA-CL-60
10	STSC-B	21	ASPIRCAR-400
11	TSC-CARTER		



* (FOR CONNECTING TWO PARTS WITH THE DIAMETER 60 BUT REDUCED IN THE LENGTH FOR ADAPTATIONS)
 ** (FOR CONNECTING TWO PARTS WITH THE DIAMETER 80 BUT REDUCED IN THE LENGTH FOR ADAPTATIONS)
 *** (LENGTH OF THE LINE * 1,2 + 2m)

KIT TOTEM + ASPIRCAR



LEGENDA			
1	TOTEM NEW 2 TG FULL	9	CA-C0100/80
2	TSC-TUBO-A.1	10	CA-TE100FMM
3	TSC CARTER	11	CA-TUB0100/3A
4	CA-CO-CVL	12	CA-C100/90°MF
5	CA-CO-80/60	13	ASPIRCAR-750
6	CA-C80/90°MF	14	CA-CL-80
7	CA-TUB080/3A	15	CA-CL-100
8	CA-TE80FMM		